

PIN-BASE
RETROFITS



TOTALTUBE T8 G3



NEW
copolymer
nano lens
material



- > 2 methods of installation (UL Type A + B).
- > New wide 240° beam angle.
- > New G3 SMARTSENSE-TLED Intelligent Safety System.
- > Available in 2 ft, 3ft & 4ft lengths & U-Bend sizes.
- > Suitable for dry & damp locations.
- > UL classified retrofit fit listed & DLC QPL listed.
- > 5 year standard warranty, L70 > 100,000 HRS.
- > New high performance NANO Lens material.
- > New 136 LPW efficacy due to improved driver design, higher efficiency LED chips & high performance NANO Lens.



**120/
277V**
ALSO WORKS
ON 208V & 240V

ULTYPE B
BALLAST
BYPASS
INSTALL
METHOD

UL TYPE A
BALLAST
COMPATIBLE
INSTALL
METHOD

80+
CRI

240°
BEAM ANGLE

-30°C TO 40°C
OPERATING
TEMP

**<15%
THD**
>0.99
PWR FACTOR

L70
100,000hrs
RATED LIFE

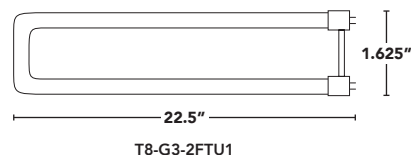
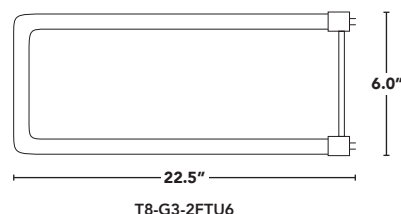
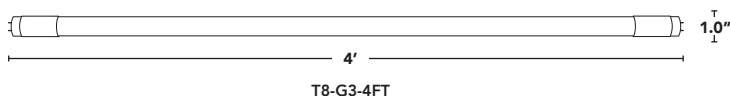
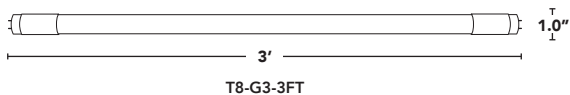
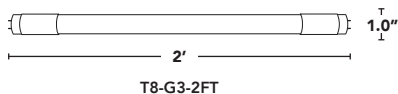
PART #	UPC	REPLACES	WATTAGE	LUMENS	COLOR	BASE
RPT-B-TOTALTUBE-T8-G3-2FT-840-A	844006010003	17W FL	10W	1350	4000K	G13
RPT-B-TOTALTUBE-T8-G3-3FT-840-A	844006010010	25W FL	10W	1350	4000K	G13
RPT-B-TOTALTUBE-T8-G3-4FT-840-A	844006010034	32W FL	12W	1620	4000K	G13
RPT-B-TOTALTUBE-T8-G3-4FTHO-840-A	844006010065	32W FL	15W	2025	4000K	G13
RPT-B-TOTALTUBE-T8-G3-2FTU1-840-A	844006011857	32W FL	15W	1950	4000K	G13
RPT-B-TOTALTUBE-T8-G3-2FTU6-840-A	844006011888	32W FL	15W	1950	4000K	G13

* additional color temperatures shown on page 2





TOTALTUBE T8 G3



PART #	UPC	REPLACES	WATTAGE	LUMENS	COLOR	BASE	DLC CODE
RPT-B-TOTALTUBE-T8-G3-2FT-830-A	844006011802	17W FL	10W	1350	3000K	G13	N/A
RPT-B-TOTALTUBE-T8-G3-2FT-835-A	844006011819	17W FL	10W	1350	3500K	G13	N/A
RPT-B-TOTALTUBE-T8-G3-2FT-840-A	844006010003	17W FL	10W	1350	4000K	G13	N/A
RPT-B-TOTALTUBE-T8-G3-2FT-850-A	844006011826	17W FL	10W	1350	5000K	G13	N/A
RPT-B-TOTALTUBE-T8-G3-3FT-830-A	844006011901	25W FL	10W	1350	3000K	G13	N/A
RPT-B-TOTALTUBE-T8-G3-3FT-835-A	844006010027	25W FL	10W	1350	3500K	G13	PL56K1S3WXX5
RPT-B-TOTALTUBE-T8-G3-3FT-840-A	844006010010	25W FL	10W	1350	4000K	G13	PLWS9UUELN5C
RPT-B-TOTALTUBE-T8-G3-3FT-850-A	844006011918	25W FL	10W	1350	5000K	G13	PL7TNN06QF6X
RPT-B-TOTALTUBE-T8-G3-4FT-830-A	844006011925	32W FL	12W	1620	3000K	G13	N/A
RPT-B-TOTALTUBE-T8-G3-4FT-835-A	844006011932	32W FL	12W	1620	3500K	G13	PLVUI4UZR673
RPT-B-TOTALTUBE-T8-G3-4FT-840-A	844006010034	32W FL	12W	1620	4000K	G13	PLH56D7P9FSA
RPT-B-TOTALTUBE-T8-G3-4FT-850-A	844006010041	32W FL	12W	1620	5000K	G13	PL4C09IYD7MS
RPT-B-TOTALTUBE-T8-G3-4FT-HO-830-A	844006011949	32W FL	15W	2025	3000K	G13	N/A
RPT-B-TOTALTUBE-T8-G3-4FT-HO-835-A	844006010058	32W FL	15W	2025	3500K	G13	PLMF20ORM55F
RPT-B-TOTALTUBE-T8-G3-4FT-HO-840-A	844006010065	32W FL	15W	2025	4000K	G13	PLK3925E49X7
RPT-B-TOTALTUBE-T8-G3-4FT-HO-850-A	844006010072	32W FL	15W	2025	5000K	G13	PLZIIMNJ36R6
RPT-B-TOTALTUBE-T8-G3-2FTU1-830-A	844006011833	32W FL	15W	1950	3000K	G13	N/A
RPT-B-TOTALTUBE-T8-G3-2FTU1-835-A	844006011840	32W FL	15W	1950	3500K	G13	N/A
RPT-B-TOTALTUBE-T8-G3-2FTU1-840-A	844006011857	32W FL	15W	1950	4000K	G13	N/A
RPT-B-TOTALTUBE-T8-G3-2FTU6-830-A	844006011864	32W FL	15W	1950	3000K	G13	PLD98QC5DNTH
RPT-B-TOTALTUBE-T8-G3-2FTU6-835-A	844006011871	32W FL	15W	1950	3500K	G13	PL42DYDNXI8M
RPT-B-TOTALTUBE-T8-G3-2FTU6-840-A	844006011888	32W FL	15W	1950	4000K	G13	PLHIDDU8DOO



TOTALTUBE T8 G3

SYSTEM POWER AND LUMINOUS FLUX INFORMATION (WITH A BALLAST)

PART #	AVERAGE SYSTEM POWER (W)			AVERAGE LAMP FLUX (LM)		
	LOW BF (0.77)	NORMAL BF (0.88)	HIGH BF (1.18)	LOW BF (0.77)	NORMAL BF (0.88)	HIGH BF (1.18)
RPT-B-TOTALTUBE-T8-G3-2FT-8XX-A	9.2	10.5	12.5	1150	1350	1500
RPT-B-TOTALTUBE-T8-G3-3FT-8XX-A	9.2	10.5	12.5	1150	1350	1500
RPT-B-TOTALTUBE-T8-G3-4FT-8XX-A	12.5	15.5	16.5	1500	1860	1980
RPT-B-TOTALTUBE-T8-G3-4FTHO-8XX-A	14.2	16.5	17.8	1704	1980	2136
RPT-B-TOTALTUBE-T8-G3-2FTU1-8XX-A	12.5	15.5	16.5	1350	1700	1850
RPT-B-TOTALTUBE-T8-G3-2FTU6-8XX-A	12.5	15.5	16.5	1350	1700	1850

ACCESSORIES

PART #	DESCRIPTION	INPUT VOLTAGE (V AC)	FLUX OUTPUT (LM)	EST. EMG. RUN TIME (MIN)
RPT-ACCESSORY-EMGKIT-HS1-500LM	UL Classified Emergency Kit	120-277	500	145
RPT-ACCESSORY-EMGKIT-HS1-1000LM	UL Classified Emergency Kit	120-277	1000	145

DIMMING AND EMERGENCY OPERATION GUIDE

	UL TYPE A	UL TYPE B
DIMMABILITY	Not recommended (use RemPhos BCTUBE T8 G3)	NO
EMERGENCY OPERATION	YES (see ballast compatibility guide)	See accessories above for EMG Kit

